

VanEck Australian RMBS ETF

RMBS invests in a portfolio of Australian residential mortgage-backed securities. RMBS aims to provide investment returns, before fees and other costs, that closely track the performance of the Index.

RMBS

Benefits

Dedicated Australian residential mortgage-backed securities exposure

Access to a portfolio of Australian RMBS with AAA^A credit rating.

Access to floating rate exposure

RMBS pay coupons that vary with short-term interest rates. Interest rates are reset periodically resulting in reduced duration (interest rate) risk.

Yield premium, paid monthly

RMBS typically offer higher yield, commensurate with risk.

Performance

	1 Month (%)	3 Months (%)	6 Months (%)	1 Year (%)	3 Year (% p.a.)	5 Year (% p.a.)	Since Inception (%)
Price return	-0.33	-0.83	-0.57	--	--	--	-0.12
Income return	0.40	1.60	2.42	--	--	--	4.55
Total return	0.07	0.77	1.85	--	--	--	4.43
RMBS index	0.10	0.79	1.82	4.38	5.07	3.70	4.46

The table above shows past performance of the ETF from 22 April 2025 and of the Index from 30 June 2020. Results are calculated to the last business day of the month and assume immediate reinvestment of distributions. ETF results are net of management fees and costs, but before brokerage fees or bid/ask spreads incurred when investors buy/sell on the ASX. Returns for periods longer than one year are annualised. Past performance is not a reliable indicator of current or future performance which may be lower or higher.

Key risks

An investment in the ETF carries risks associated with: securitisation market, housing market, bond markets generally, interest rate movements, concentration, credit ratings, fund operations, liquidity and tracking an index. See the PDS and TMD for more details.

Ratings & awards



Fund Details

ASX code

RMBS

Bloomberg code

ARMLALT3

IRESS code

RMBS.AXW

Index

ICE 0.5-3 Year AAA Large Cap Australian RMBS Index

Inception date

22 April 2025

Net Assets

\$27.5M

Management fee*

0.29% p.a.

Dividend frequency

Monthly

Fundamentals

Number of Holdings

93

Yield to maturity

4.87%

Average maturity (years)

2.18

Modified duration (years)

0.03

Credit rating[#]

AAA

^AAs rated by S&P, Moody's & Fitch.

*Other fees and costs apply.

Please see the PDS for more details.


About VanEck


For more than 70 years VanEck has delivered strategies for investors that provide unequalled access to markets, sectors and investment ideas. VanEck is one of the world's largest issuers of ETFs, managing in excess of US\$100 billion globally for individual and institutional investors. In Australia, VanEck is a pioneer of smart beta strategies and has more than 40 funds on ASX.


Contact us

+61 2 8038 3300
info@vaneck.com.au
vaneck.com.au

 VanEck-Australia

 VanEck_Au

 VanEckAus

 VanEckAustralia

Source: VanEck, FactSet.

Credit rating is the weighted average of each constituent's credit rating - please see the website for details.
Securities listed are not recommendations to buy or sell.
All figures are in Australian dollars unless stated otherwise.

FOR FINANCIAL SERVICES PROFESSIONALS ONLY. NOT TO BE DISTRIBUTED TO RETAIL INVESTORS.

VanEck Investments Limited (ACN 146 596 116 AFSL 416755) (VanEck) is the issuer and responsible entity of all VanEck exchange traded funds (Funds) trading on the ASX. This information is general in nature and not personal advice, it does not take into account any person's financial objectives, situation or needs. The product disclosure statement (PDS) and the target market determination (TMD) for all Funds are available at vaneck.com.au. You should consider whether or not an investment in any Fund is appropriate for you. Investments in a Fund involve risks associated with financial markets. These risks vary depending on a Fund's investment objective. Refer to the applicable PDS and TMD for more details on risks. Investment returns and capital are not guaranteed.

ICE 0.5-3 Year AAA Large Cap Australian RMBS Index is used with permission. "ICE" is a service/trademark of ICE Data or its affiliates. These trademarks have been licensed, along with the ICE 0.5-3 Year AAA Large Cap Australian RMBS Index for use by VanEck in connection with the VanEck Australian RMBS ETF. Neither VanEck nor the Fund, as applicable, is sponsored, endorsed, sold or promoted by ICE Data its affiliates or its Third Party Suppliers.

The report that included the rating was published by Lonsec Research Pty Ltd ABN 11 151 658 561 AFSL 421 445 (Lonsec) on 17/12/2025. Lonsec receives a fee from fund managers for the preparation of reports. The report / rating is general advice only. An investor should be aware that: a) the advice has been prepared without taking into account an investors' objectives, financial situation or needs; b) an investor should consider the appropriateness of the advice having regard to their own objectives, financial situation or needs before acting on the advice; and c) an investor should obtain a PDS relating to the product, consider the PDS and seek independent financial advice before making any decision about whether to acquire the product. The rating is not a recommendation to purchase, sell or hold any product. Past performance is not a reliable indicator of future performance. Ratings are prepared based on information available at the time of preparation and may be subject to change by Lonsec without notice. Visit lonsec.com.au for important documents (FSG, Conflicts Statement). © 2026 Lonsec. All rights reserved.