

Objectives and Strategy

The Plato Global Alpha Fund Complex ETF (ASX: PGA1) (Fund) aims to outperform the MSCI World Net Return Index (unhedged in AUD) by 4% per annum (after fees) over the medium to long term.

The Fund seeks to deliver consistent returns by investing in a diversified portfolio of Value, Growth, and Quality companies across global markets. Plato also employ 150 proprietary Red Flags to highlight companies with elevated risk. These insights are used both to avoid poor-quality investments and to inform the Fund's short-selling strategy.

Benefits

The Fund offers diversified international exposure and potential outperformance over the benchmark.

Monthly Commentary

In March, the Fund delivered a return of -2.57% (after fees) performing in line with the MSCI World benchmark. The longs subtracted -2.32% of excess return which was almost perfectly offset by a gain from the shorts. Since inception, the Fund has achieved an annualised return of 22.63% after fees, **outperforming the benchmark by 12.51% per annum** and delivering **positive relative performance in 94% of rolling quarters**. Plato Global Alpha's upside capture ratio is 129%, while the **downside capture is just 63%**, underscoring the fund's strong risk-adjusted performance. The Fund's performance is ranked **1st out of 262 funds in the Morningstar World Large Cap universe** on both an absolute and risk-adjusted basis since inception. The volatility of the Fund has been similar to the MSCI World at just 11.61% p.a. (benchmark is 11.06%) and the tracking error is only 3.22%. The Fund has grown to \$3.46bn. Plato Investment Management now has \$24.5bn under management.

The bombing campaign launched by the US and Israel against Iran triggered a 50% rise in oil prices, with WTI exceeding \$100 for the first time since the Russian invasion of Ukraine. The S&P 500 went into reverse, falling 5.1% over the month as it became apparent that a Venezuela-like regime change was not on the cards and that the Iranians could keep the Strait of Hormuz closed for an extended period. AI, US Energy, and US Renewable baskets skyrocketed, while Recent IPOs, Long Duration Growth, and Non-profitable Tech baskets suffered. Over the past twelve months, standout contributors to the Fund's performance include Micron Technology, Lam Research Corporation, and Alphabet which have returned 255%, 169%, and 70%, respectively. Our strategy continues to deliver strong results, balancing upside potential with disciplined risk management.

Companies mentioned are illustrative only and not a recommendation to buy or sell any particular security. The performance of the quoted class of the Fund may differ from the performance of the unquoted class, and such differences may have a material impact on the performance of that investment. Investors should use the past performance of the unquoted class of the Fund for illustrative purposes only.

Net performance (%)	1 month	3 months	1 year	2 years p.a.	3 years p.a.	ITD p.a. ⁴
Fund ¹	-2.57	-4.34	22.53	26.02	30.86	22.63
Benchmark ²	-2.58	-6.11	8.18	10.10	15.90	10.12
Value Added	0.00	1.77	14.35	15.91	14.95	12.51
Quartile Ranking ³	—	—	1	1	1	1

The commentary, chart and table on this page show the performance of the unquoted class (Plato Global Alpha Fund) from its inception on 1 September 2021 up to 25 November 2024, and the quoted class (Plato Global Alpha Fund Complex ETF) from 25 November 2024 onwards, after applicable fees and other costs. The performance of the quoted class of the Fund may differ from the performance of the unquoted class, and such differences may have a material impact on the performance of that investment. Investors should use the past performance of the unquoted class prior to the inception date of the quoted class for illustrative purposes only. Past performance is not a reliable indicator of future performance.

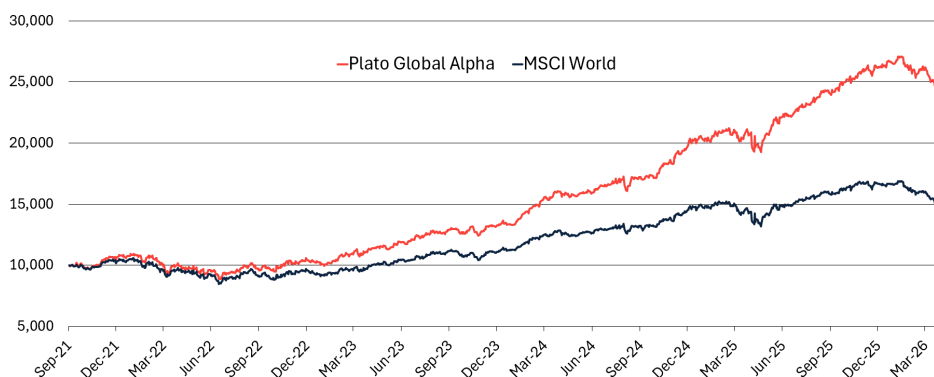
¹Plato Global Alpha Fund Complex ETF (ASX:PGA1).

²Benchmark is the MSCI World Net Returns Unhedged Index.

³Source: Morningstar World Large Blend Universe.

⁴The inception date for the quoted class of the Fund is 25 November 2024. The inception date for the unquoted class of the Fund is 1 September 2021.

Growth of \$10,000 Since Inception



Source: Plato Investment Management. Fund returns are after applicable fees, costs, and taxes. Past performance is not a reliable indicator of future performance.

Fund facts	
ASX ticker	PGA1
APIR	WHT6513AU
ARSN	654914048
Inception	September 1, 2021
Available on the ASX from	November 25, 2024
Management fee	0.85%
Performance fee	15% over benchmark
Portfolio managers	Dr David Allen and Charles Lowe
Fund assets (\$m)	3,461
Firm assets (\$b)	25

Performance fee is 15% of the Fund's outperformance (net of management fees), relative to its Benchmark Return, multiplied by the NAV of the Fund.

Management Fee is 0.85% p.a. of the NAV of the Fund

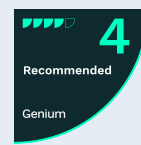
Portfolio statistics	
Long (%)	149
Short (%)	-49
Net (%)	100
Active share (%)	92.4
Beta	1
Volatility (%)	14.5
Sharpe ratio	1.65
Upside capture	129%
Downside capture	63%
Avg. ann. distrib.	0.83%

Source: Plato Investment Management

Portfolio characteristics		
	Fund	Bench
Number of longs	1,314	1,311
Number of shorts	683	0
Wgt avg. Mkt Cap (\$b)	1,160	1,294
Return on equity	23.3	17.7
Price to earnings	15.9	23.0
Price to cashflow	9.9	14.0
Cashflow growth (1y)	17.1	13.4

Source: Plato Investment Management

Ratings



See Disclaimer for more information on ratings.

Top 10 total return contributors last 12 months (%)

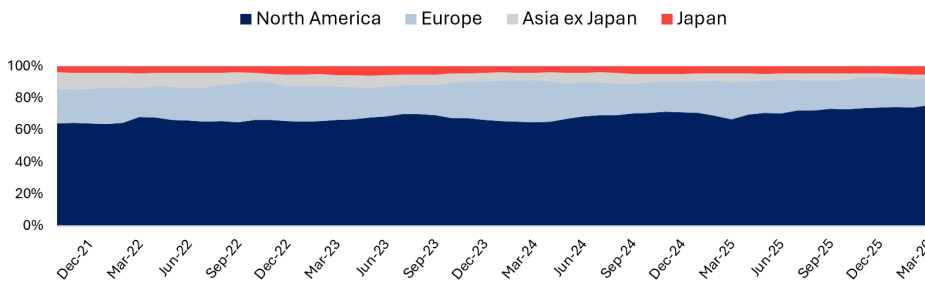
	Average weight	Performance	Contribution
NVIDIA Corporation	4.95	46.4	2.08
Alphabet Inc. Class A	1.46	69.8	0.81
Broadcom Inc.	1.57	69.5	0.69
Alphabet Inc. Class C	1.43	67.6	0.64
Lam Research Corporation	0.43	169.4	0.49
Micron Technology, Inc.	0.34	254.6	0.46
Lundin Gold Inc.	0.30	136.2	0.43
CMOC Group Limited Class H	0.45	136.3	0.42
OceanaGold Corporation	0.37	188.0	0.40
Harel Insurance Investments & Fi	0.32	221.8	0.39

Bottom 10 total return contributors last 12 months (%)

	Average weight	Performance	Contribution
Energy Fuels Inc.	-0.23	349.1	-0.58
UnitedHealth Group Incorporated	0.30	-51.4	-0.51
Fiserv, Inc.	0.17	-77.0	-0.29
DORAL GROUP RENEWABLE ENERGY RES	-0.15	447.3	-0.26
Luye Pharma Group Ltd.	-0.09	106.1	-0.25
Adobe Inc.	0.51	-42.3	-0.25
Salesforce, Inc.	0.64	-36.3	-0.24
Paladin Energy Ltd	-0.26	116.2	-0.24
Iperionx Ltd.	-0.20	17.8	-0.23
Wolters Kluwer N.V.	0.20	-55.5	-0.21

Past performance is not a reliable indicator of future performance. Companies shown are illustrative only and not a recommendation to buy or sell any particular security.
Source: Plato Investment Management

Region Weights Since Inception



Source: Plato Investment Management

Top 10 industries (%)

Industry	Fund	Bench
Semiconductors	9.48	10.01
IT Services and Software	8.88	8.09
Capital Markets	8.81	5.63
Banks	8.71	6.28
Computers and Electronics	6.27	5.67
Insurance	5.17	3.39
Internet Software and Services	5.05	6.22
Pharmaceuticals and Life Sciences	4.95	5.70
Aerospace and Defense	4.67	2.49
Biotechnology	4.15	1.42

Top 10 countries (%)

Country	Fund	Bench
United States	55.69	57.57
Canada	7.89	3.52
Japan	5.88	6.52
United Kingdom	4.56	3.42
France	3.86	2.46
Singapore	3.68	0.43
Israel	2.00	0.22
Switzerland	1.35	2.22
Netherlands	1.29	1.42
Spain	1.03	1.07

Industry and Country exposures are defined using the BARRA Global Equity Model (GEM3).

Top 10 holdings (%)

Stock	Weight
NVIDIA Corporation	5.06
Apple Inc.	4.49
Microsoft Corporation	2.83
Amazon.com, Inc.	2.05
Broadcom Inc.	1.80
Alphabet Inc. Class A	1.73
Alphabet Inc. Class C	1.68
Meta Platforms Inc Class A	1.13
Eli Lilly and Company	0.94
ASML Holding NV	0.93

Fund Managers



Dr David Allen

Head of Long Short Strategies

Formerly, Dr. Allen was Managing Director and Head of Research at JP Morgan Asset Management in London. In 2014, Dr. Allen won the EuroHedge UCITS Fund of the Year. He also managed the JPM Europe Equity Plus (€5bn) and JPM Europe Equity Absolute Alpha (€1bn.) funds. He holds a PhD from Cambridge in Quantitative Finance.



Charles Lowe

Senior Quantitative Analyst

Formerly, Charles was at Macquarie for 12 years, most recently as a Division Director in their Quant Hedge Funds team. Prior to joining Macquarie, Charles worked as an analyst at Commonwealth Bank of Australia, and subsequently Freehills. Charles holds a Bachelor of Commerce degree from the University of New South Wales, with an Actuarial Studies major.

Disclaimer

This communication is prepared by Plato Investment Management Limited ('Plato') (ABN 77 120 730 136, AFSL 504616) as the investment manager of the Plato Global Alpha Fund Complex ETF (ARSN 654 914 048) ('the Fund'). Pinnacle Fund Services Limited ('PFSL') (ABN 29 082 494 362, AFSL 238371) is the product issuer of the Fund. PFSL is not licensed to provide financial product advice. PFSL is a wholly-owned subsidiary of the Pinnacle Investment Management Group Limited ('Pinnacle') (ABN 22 100 325 184). The Product Disclosure Statement ('PDS') and Target Market Determination ('TMD') of the Fund are available via the links below. Any potential investor should consider the PDS and TMD before deciding whether to acquire, or continue to hold units in, the Fund.

[Link to the Product Disclosure Statement](#)

[Link to the Target Market Determination](#)

For historic TMD's please contact Pinnacle client service Phone 1300 010 311 or Email service@pinnacleinvestment.com

This communication is for general information only. It is not intended as a securities recommendation or statement of opinion intended to influence a person or persons in making a decision in relation to investment. It has been prepared without taking account of any person's objectives, financial situation or needs. Any persons relying on this information should obtain professional advice before doing so. Past performance is for illustrative purposes only and is not indicative of future performance.

Whilst Plato, PFSL and Pinnacle believe the information contained in this communication is reliable, no warranty is given as to its accuracy, reliability or completeness and persons relying on this information do so at their own risk. Subject to any liability which cannot be excluded under the relevant laws, Plato, PFSL and Pinnacle disclaim all liability to any person relying on the information contained in this communication in respect of any loss or damage (including consequential loss or damage), however caused, which may be suffered or arise directly or indirectly in respect of such information. This disclaimer extends to any entity that may distribute this communication.

Any opinions and forecasts reflect the judgment and assumptions of Plato and its representatives on the basis of information available as at the date of publication and may later change without notice. Any projections contained in this presentation are estimates only and may not be realised in the future.

Unauthorised use, copying, distribution, replication, posting, transmitting, publication, display, or reproduction in whole or in part of the information contained in this communication is prohibited without obtaining prior written permission from Plato. Pinnacle and its associates may have interests in financial products and may receive fees from companies referred to during this communication.

The Zenith Investment Partners (ABN 27 103 132 672, AFS Licence 226872) ('Zenith') rating (assigned Plato Global Alpha Fund Complex ETF – November 2025) referred to in this piece is limited to "General Advice" (s766B Corporations Act 2001) for Wholesale clients only. This advice has been prepared without taking into account the objectives, financial situation or needs of any individual, including target markets of financial products, where applicable, and is subject to change at any time without prior notice. It is not a specific recommendation to purchase, sell or hold the relevant product(s). Investors should seek independent financial advice before making an investment decision and should consider the appropriateness of this advice in light of their own objectives, financial situation and needs. Investors should obtain a copy of, and consider the PDS or offer document before making any decision and refer to the full Zenith Product Assessment available on the Zenith website. Past performance is not an indication of future performance. Zenith usually charges the product issuer, fund manager or related party to conduct Product Assessments. Full details regarding Zenith's methodology, ratings definitions and regulatory compliance are available on our Product Assessments and at [Fund Research Regulatory Guidelines](#).

The Lonsec Rating (Plato Global Alpha Fund Complex ETF assigned November 2024) presented in this document is published by Lonsec Research Pty Ltd ABN 11 151 658 561 AFSL 421 445. The Rating is limited to "General Advice" (as defined in the Corporations Act 2001 (Cth)) and based solely on consideration of the investment merits of the financial product(s). Past performance information is for illustrative purposes only and is not indicative of future performance. It is not a recommendation to purchase, sell or hold Plato product(s), and you should seek independent financial advice before investing in this product(s). The Rating is subject to change without notice and Lonsec assumes no obligation to update the relevant document(s) following publication. Lonsec receives a fee from the Fund Manager for researching the product(s) using comprehensive and objective criteria. For further information regarding Lonsec's Ratings methodology, please refer to our website at: <https://www.lonsec.com.au/investment-product-ratings/>.

The Genium rating (assigned September 2025) presented in this document is issued by Genium Investment Partners Pty Ltd ABN 13 165 099 785, which is a Corporate Authorised Representative of Genium Advisory Services Pty Ltd ABN 94 304 403 582, AFSL 246580. The Rating is limited to "General Advice" (s766B Corporations Act 2001 (Cth)) and has been prepared without taking into account the objectives, financial situation or needs of any individual, including target markets of financial products, where applicable, and is subject to change at any time without notice. Past performance information is for illustrative purposes only and is not indicative of future performance. It is not a recommendation to purchase, sell or hold the relevant product(s). Investors should seek independent financial advice before making an investment decision in relation to this financial product(s). Genium receives a fee from the Fund Manager for researching and rating the product(s). Visit Geniumip.com.au for information regarding Genium's Ratings methodology.